



**Summary Institution-Level Pass Rate Data: Traditional Teacher Preparation Program Within IHE**

		<b>HEOA - Title II 2011 - 2012 Academic Year</b>				
Institution Name		DELTA STATE UNIVERSITY				
Institution Code		1163				
State		Mississippi				
		February 26, 2013				
			<b>Statewide</b>			
<b>Group</b>	<b>Number Taking Assessment<sup>1</sup></b>	<b>Number Passing Assessment<sup>2</sup></b>	<b>Institutional Pass Rate</b>	<b>Number Taking Assessment<sup>1</sup></b>	<b>Number Passing Assessment<sup>2</sup></b>	<b>Statewide Pass Rate</b>
All program completers, 2011-12	93	93	100%	1621	1552	96%
All program completers, 2010-11	91	91	100%	1131	1105	98%
All program completers, 2009-10	79	79	100%	1417	1388	98%


<sup>1</sup> Number of completers taking one or more assessments within their area of specialization.

<sup>2</sup> Number who passed all assessments taken within their area of specialization.


**Single Assessment Institution-Level Pass Rate Data: Traditional Teacher Preparation Program Within IHE**

		<b>HEOA - Title II 2011 - 2012 Academic Year</b>								
Institution Name		DELTA STATE UNIVERSITY								
Institution Code		1163								
State		Mississippi								
							February 28, 2013			
Assessment Information <sup>1</sup>	Group	Number Taking Assessment	Number Passing Assessment	Institutional Pass Rate	Institutional Average Scaled Score	Assessment Cut Score <sup>2</sup>	Statewide			
							Number Taking Assessment	Number Passing Assessment	Statewide Pass Rate	Statewide Average Scaled Score
<b>ART CONTENT KNOWLEDGE II (0134)</b>  Test Company: ETS Score Range: 100-200	All enrolled students who have completed all nonclinical courses, 2011-12	1				158	1			
	Other enrolled students, 2011-12	1				158	2			
	All program completers, 2011-12	2				158	7			
	All program completers, 2010-11									
	All program completers, 2009-10									
<b>ART CONTENT KNOWLEDGE (0133)</b>  Test Company: ETS Score Range: 100-200	All enrolled students who have completed all nonclinical courses, 2011-12	1				139	1			
	Other enrolled students, 2011-12									
	All program completers, 2011-12	1				139	13	13	100%	169
	All program completers, 2010-11	3				139	9			
	All program completers, 2009-10	1				139	7			
<b>BIOLOGY CONTENT KNOWLEDGE (0235)</b>  Test Company: ETS Score Range: 100-200	All enrolled students who have completed all nonclinical courses, 2011-12						3			
	Other enrolled students, 2011-12	1				150	11	9	82%	155
	All program completers, 2011-12	5				150	35	33	94%	161
	All program completers, 2010-11	4				150	16	16	100%	159
	All program completers, 2009-10	2				150	25	23	92%	160
<b>BUSINESS ED CONTENT KNOWLEDGE (0101)</b>  Test Company: ETS Score Range: 100-200	All enrolled students who have completed all nonclinical courses, 2011-12						3			
	Other enrolled students, 2011-12						3			
	All program completers, 2011-12						11	11	100%	163
	All program completers, 2010-11						4			
	All program completers, 2009-10									


Single Assessment Institution-Level Pass Rate Data: *Traditional Teacher Preparation Program Within IHE*

		<b>HEOA - Title II 2011 - 2012 Academic Year</b>								
Institution Name		DELTA STATE UNIVERSITY								
Institution Code		1163								
State		Mississippi								
							February 28, 2013			
							Statewide			
Assessment Information <sup>1</sup>	Group	Number Taking Assessment	Number Passing Assessment	Institutional Pass Rate	Institutional Average Scaled Score	Assessment Cut Score <sup>2</sup>	Number Taking Assessment	Number Passing Assessment	Statewide Pass Rate	Statewide Average Scaled Score
<b>BUSINESS ED (0100)</b>  Test Company: ETS Score Range: 250-990	All enrolled students who have completed all nonclinical courses, 2011-12									
	Other enrolled students, 2011-12									
	All program completers, 2011-12									
	All program completers, 2010-11						4			
	All program completers, 2009-10						13	13	100%	611
<b>CHEMISTRY CONTENT KNOWLEDGE II (0245)</b>  Test Company: ETS Score Range: 100-200	All enrolled students who have completed all nonclinical courses, 2011-12						1			
	Other enrolled students, 2011-12						2			
	All program completers, 2011-12						10	9	90%	154
	All program completers, 2010-11						1			
	All program completers, 2009-10						2			
<b>ED OF DEAF AND HARD OF HEARING (0271)</b>  Test Company: ETS Score Range: 100-200	All enrolled students who have completed all nonclinical courses, 2011-12									
	Other enrolled students, 2011-12									
	All program completers, 2011-12						4			
	All program completers, 2010-11						1			
	All program completers, 2009-10						11	11	100%	165
<b>ED OF EXCEPTIONAL STUDENTS: CORE CK (0353)</b>  Test Company: ETS Score Range: 100-200	All enrolled students who have completed all nonclinical courses, 2011-12									
	Other enrolled students, 2011-12									
	All program completers, 2011-12									
	All program completers, 2010-11						17	17	100%	167
	All program completers, 2009-10						56	56	100%	168

**Single Assessment Institution-Level Pass Rate Data: Traditional Teacher Preparation Program Within IHE**

		<b>HEOA - Title II 2011 - 2012 Academic Year</b>								
Institution Name		DELTA STATE UNIVERSITY								
Institution Code		1163								
State		Mississippi								
							February 28, 2013			
Assessment Information <sup>1</sup>	Group	Number Taking Assessment	Number Passing Assessment	Institutional Pass Rate	Institutional Average Scaled Score	Assessment Cut Score <sup>2</sup>	Statewide			
							Number Taking Assessment	Number Passing Assessment	Statewide Pass Rate	Statewide Average Scaled Score
<b>EDUCATION OF YOUNG CHILDREN (0021)</b>  Test Company: ETS Score Range: 100-200	All enrolled students who have completed all nonclinical courses, 2011-12									
	Other enrolled students, 2011-12						1			
	All program completers, 2011-12						2			
	All program completers, 2010-11						2			
	All program completers, 2009-10									
<b>ELEM ED CONTENT KNOWLEDGE (0014)</b>  Test Company: ETS Score Range: 100-200	All enrolled students who have completed all nonclinical courses, 2011-12									
	Other enrolled students, 2011-12									
	All program completers, 2011-12						1			
	All program completers, 2010-11									
	All program completers, 2009-10									
<b>ELEM ED CURR INSTRUC ASSESSMENT (0011)</b>  Test Company: ETS Score Range: 100-200	All enrolled students who have completed all nonclinical courses, 2011-12	27	27	100%	173	158	114	104	91%	170
	Other enrolled students, 2011-12	26	19	73%	166	158	342	241	70%	164
	All program completers, 2011-12	53	53	100%	170	158	1000	982	98%	173
	All program completers, 2010-11	50	50	100%	169	158	755	740	98%	172
	All program completers, 2009-10	44	44	100%	169	158	948	934	99%	172
<b>ENG LANG LIT COMP CONTENT KNOWLEDGE (0041)</b>  Test Company: ETS Score Range: 100-200	All enrolled students who have completed all nonclinical courses, 2011-12	1				157	9			
	Other enrolled students, 2011-12	4				157	44	30	68%	164
	All program completers, 2011-12	4				157	80	76	95%	171
	All program completers, 2010-11	6				157	61	61	100%	176
	All program completers, 2009-10	4				157	62	62	100%	173


**Single Assessment Institution-Level Pass Rate Data: Traditional Teacher Preparation Program Within IHE**

	<b>HEOA - Title II 2011 - 2012 Academic Year</b>
	<b>Institution Name</b> DELTA STATE UNIVERSITY
	<b>Institution Code</b> 1163
	<b>State</b> Mississippi

February 28, 2013

Assessment Information <sup>1</sup>	Group	Number Taking Assessment	Number Passing Assessment	Institutional Pass Rate	Institutional Average Scaled Score	Assessment Cut Score <sup>2</sup>	Statewide			
							Number Taking Assessment	Number Passing Assessment	Statewide Pass Rate	Statewide Average Scaled Score
<b>FAMILY AND CONSUMER SCIENCES II (0121)</b>  Test Company: ETS Score Range: 100-200	All enrolled students who have completed all nonclinical courses, 2011-12									
	Other enrolled students, 2011-12						2			
	All program completers, 2011-12									
	All program completers, 2010-11									
	All program completers, 2009-10							1		
<b>FRENCH WORLD LANGUAGE (CD) (5174)</b>  Test Company: ETS Score Range: 100-200	All enrolled students who have completed all nonclinical courses, 2011-12									
	Other enrolled students, 2011-12									
	All program completers, 2011-12							1		
	All program completers, 2010-11									
	All program completers, 2009-10									
<b>HEALTH EDUCATION (0550)</b>  Test Company: ETS Score Range: 250-990	All enrolled students who have completed all nonclinical courses, 2011-12									
	Other enrolled students, 2011-12							4		
	All program completers, 2011-12							3		
	All program completers, 2010-11							1		
	All program completers, 2009-10									
<b>LIBRARY MEDIA SPECIALIST II (0311)</b>  Test Company: ETS Score Range: 100-200	All enrolled students who have completed all nonclinical courses, 2011-12									
	Other enrolled students, 2011-12									
	All program completers, 2011-12									
	All program completers, 2010-11									
	All program completers, 2009-10								1	


**Single Assessment Institution-Level Pass Rate Data: Traditional Teacher Preparation Program Within IHE**

	<b>HEOA - Title II 2011 - 2012 Academic Year</b>
	<b>DELTA STATE UNIVERSITY</b>
	<b>1163</b>
	<b>Mississippi</b>

February 28, 2013

Assessment Information <sup>1</sup>	Group	Number Taking Assessment	Number Passing Assessment	Institutional Pass Rate	Institutional Average Scaled Score	Assessment Cut Score <sup>2</sup>	Statewide			
							Number Taking Assessment	Number Passing Assessment	Statewide Pass Rate	Statewide Average Scaled Score
<b>MATHEMATICS CONTENT KNOWLEDGE (0061)</b>  Test Company: ETS Score Range: 100-200	All enrolled students who have completed all nonclinical courses, 2011-12	3				123	13	13	100%	134
	Other enrolled students, 2011-12	1				123	15	12	80%	135
	All program completers, 2011-12	3				123	53	50	94%	139
	All program completers, 2010-11	3				123	35	33	94%	137
	All program completers, 2009-10	3				123	32	31	97%	140
<b>MUSIC CONTENT KNOWLEDGE (0113)</b>  Test Company: ETS Score Range: 100-200	All enrolled students who have completed all nonclinical courses, 2011-12	3				139	11	11	100%	154
	Other enrolled students, 2011-12						25	25	100%	153
	All program completers, 2011-12	8				139	62	62	100%	160
	All program completers, 2010-11	9				139	32	31	97%	158
	All program completers, 2009-10	6				139	66	66	100%	159
<b>PHYSICAL ED CONTENT KNOWLEDGE (0091)</b>  Test Company: ETS Score Range: 100-200	All enrolled students who have completed all nonclinical courses, 2011-12	4				138	22	22	100%	149
	Other enrolled students, 2011-12	1				138	41	38	93%	148
	All program completers, 2011-12	7				138	108	106	98%	151
	All program completers, 2010-11	10	10	100%	151	138	77	77	100%	152
	All program completers, 2009-10	6				138	88	88	100%	151
<b>PHYSICS CONTENT KNOWLEDGE II (0265)</b>  Test Company: ETS Score Range: 100-200	All enrolled students who have completed all nonclinical courses, 2011-12									
	Other enrolled students, 2011-12						1			
	All program completers, 2011-12						1			
	All program completers, 2010-11									
	All program completers, 2009-10						1			


**Single Assessment Institution-Level Pass Rate Data: Traditional Teacher Preparation Program Within IHE**

	<b>HEOA - Title II 2011 - 2012 Academic Year</b>
	<b>Institution Name</b> DELTA STATE UNIVERSITY
	<b>Institution Code</b> 1163
	<b>State</b> Mississippi

February 28, 2013

Assessment Information <sup>1</sup>	Group	Number Taking Assessment	Number Passing Assessment	Institutional Pass Rate	Institutional Average Scaled Score	Assessment Cut Score <sup>2</sup>	Statewide			
							Number Taking Assessment	Number Passing Assessment	Statewide Pass Rate	Statewide Average Scaled Score
<b>PRAXIS I MATHEMATICS (0730)</b>  Test Company: ETS Score Range: 150-190	All enrolled students who have completed all nonclinical courses, 2011-12									
	Other enrolled students, 2011-12						11	11	100%	174
	All program completers, 2011-12						11	11	100%	177
	All program completers, 2010-11									
	All program completers, 2009-10						3			
<b>PRAXIS I READING (0710)</b>  Test Company: ETS Score Range: 150-190	All enrolled students who have completed all nonclinical courses, 2011-12									
	Other enrolled students, 2011-12						11	11	100%	175
	All program completers, 2011-12						11	11	100%	178
	All program completers, 2010-11						2			
	All program completers, 2009-10						2			
<b>PRAXIS I WRITING (0720)</b>  Test Company: ETS Score Range: 150-190	All enrolled students who have completed all nonclinical courses, 2011-12									
	Other enrolled students, 2011-12						11	10	91%	174
	All program completers, 2011-12						10	10	100%	177
	All program completers, 2010-11									
	All program completers, 2009-10						3			
<b>PRINC LEARNING AND TEACHING 5-9 II (0623)</b>  Test Company: ETS Score Range: 100-200	All enrolled students who have completed all nonclinical courses, 2011-12						1			
	Other enrolled students, 2011-12						5			
	All program completers, 2011-12						3			
	All program completers, 2010-11									
	All program completers, 2009-10									

**Single Assessment Institution-Level Pass Rate Data: Traditional Teacher Preparation Program Within IHE**


	<b>HEOA - Title II 2011 - 2012 Academic Year</b>
	<b>Institution Name</b> DELTA STATE UNIVERSITY
	<b>Institution Code</b> 1163
	<b>State</b> Mississippi

February 28, 2013

Assessment Information <sup>1</sup>	Group	Number Taking Assessment	Number Passing Assessment	Institutional Pass Rate	Institutional Average Scaled Score	Assessment Cut Score <sup>2</sup>	Statewide			
							Number Taking Assessment	Number Passing Assessment	Statewide Pass Rate	Statewide Average Scaled Score
<b>PRINC LEARNING AND TEACHING 5-9 (0523)</b>  Test Company: ETS Score Range: 100-200	All enrolled students who have completed all nonclinical courses, 2011-12									
	Other enrolled students, 2011-12						1			
	All program completers, 2011-12						12	10	83%	158
	All program completers, 2010-11						5			
	All program completers, 2009-10						7			
<b>PRINC LEARNING AND TEACHING 7-12 II (0624)</b>  Test Company: ETS Score Range: 100-200	All enrolled students who have completed all nonclinical courses, 2011-12	13	13	100%	169	157	71	69	97%	168
	Other enrolled students, 2011-12	2				157	107	77	72%	163
	All program completers, 2011-12	14	14	100%	170	157	246	233	95%	167
	All program completers, 2010-11						6			
	All program completers, 2009-10						1			
<b>PRINC LEARNING AND TEACHING 7-12 (0524)</b>  Test Company: ETS Score Range: 100-200	All enrolled students who have completed all nonclinical courses, 2011-12	5				152	14	13	93%	164
	Other enrolled students, 2011-12	6				152	55	43	78%	160
	All program completers, 2011-12	25	25	100%	164	152	252	249	99%	167
	All program completers, 2010-11	40	40	100%	166	152	314	312	99%	167
	All program completers, 2009-10	35	35	100%	166	152	377	372	99%	166
<b>PRINC LEARNING AND TEACHING K-6 II (0622)</b>  Test Company: ETS Score Range: 100-200	All enrolled students who have completed all nonclinical courses, 2011-12	27	27	100%	172	160	105	100	95%	170
	Other enrolled students, 2011-12	20	13	65%	164	160	255	200	78%	167
	All program completers, 2011-12	23	23	100%	168	160	580	563	97%	172
	All program completers, 2010-11						12	12	100%	168
	All program completers, 2009-10									




**Single Assessment Institution-Level Pass Rate Data: Traditional Teacher Preparation Program Within IHE**

	<b>HEOA - Title II 2011 - 2012 Academic Year</b>
	<b>Institution Name</b> DELTA STATE UNIVERSITY
	<b>Institution Code</b> 1163
	<b>State</b> Mississippi

February 28, 2013

Assessment Information <sup>1</sup>	Group	Number Taking Assessment	Number Passing Assessment	Institutional Pass Rate	Institutional Average Scaled Score	Assessment Cut Score <sup>2</sup>	Statewide			
							Number Taking Assessment	Number Passing Assessment	Statewide Pass Rate	Statewide Average Scaled Score
<b>PRINC LEARNING AND TEACHING K-6 (0522)</b>  Test Company: ETS Score Range: 100-200	All enrolled students who have completed all nonclinical courses, 2011-12						14	12	86%	155
	Other enrolled students, 2011-12	1				152	63	48	76%	159
	All program completers, 2011-12	31	31	100%	167	152	510	498	98%	170
	All program completers, 2010-11	51	51	100%	168	152	787	777	99%	169
	All program completers, 2009-10	44	44	100%	170	152	1026	1016	99%	170
<b>SE CORE KNOWLEDGE &amp; APPLICATIONS (0354)</b>  Test Company: ETS Score Range: 100-200	All enrolled students who have completed all nonclinical courses, 2011-12						7			
	Other enrolled students, 2011-12						12	10	83%	161
	All program completers, 2011-12						63	62	98%	171
	All program completers, 2010-11						17	17	100%	167
	All program completers, 2009-10									
<b>SOCIAL STUDIES CONTENT KNOWLEDGE (0081)</b>  Test Company: ETS Score Range: 100-200	All enrolled students who have completed all nonclinical courses, 2011-12	5				143	19	17	89%	155
	Other enrolled students, 2011-12	1				143	36	23	64%	150
	All program completers, 2011-12	9				143	139	136	98%	160
	All program completers, 2010-11	6				143	91	91	100%	159
	All program completers, 2009-10	13	13	100%	157	143	92	91	99%	158
<b>SPANISH PRODUCTIVE LANGUAGE SKILLS (0192)</b>  Test Company: ETS Score Range: 100-200	All enrolled students who have completed all nonclinical courses, 2011-12									
	Other enrolled students, 2011-12									
	All program completers, 2011-12									
	All program completers, 2010-11									
	All program completers, 2009-10						3			

**Single Assessment Institution-Level Pass Rate Data: Traditional Teacher Preparation Program Within IHE**

	<b>HEOA - Title II 2011 - 2012 Academic Year</b>
	<b>Institution Name</b> DELTA STATE UNIVERSITY
	<b>Institution Code</b> 1163
	<b>State</b> Mississippi

February 28, 2013

Assessment Information <sup>1</sup>	Group	Number Taking Assessment	Number Passing Assessment	Institutional Pass Rate	Institutional Average Scaled Score	Assessment Cut Score <sup>2</sup>	Statewide			
							Number Taking Assessment	Number Passing Assessment	Statewide Pass Rate	Statewide Average Scaled Score
SPANISH WORLD LANGUAGE (CD) (5195)  Test Company: ETS Score Range: 100-200	All enrolled students who have completed all nonclinical courses, 2011-12									
	Other enrolled students, 2011-12						8			
	All program completers, 2011-12						4			
	All program completers, 2010-11						1			
	All program completers, 2009-10									
SPEECH COMMUNICATIONS (0221)  Test Company: ETS Score Range: 100-200	All enrolled students who have completed all nonclinical courses, 2011-12									
	Other enrolled students, 2011-12									
	All program completers, 2011-12						1			
	All program completers, 2010-11									
	All program completers, 2009-10						1			

<sup>1</sup>Tests with multiple delivery options (computer, paper, etc.) will be noted with the assessment code for the paper format only.

<sup>2</sup>Cut scores may vary for groups depending upon when the cut scores are established by the state and when each group completed their teacher certification or licensure assessment.